



WHAT'S NEW IN WEBLINK



Table of Contents

WHAT'S NEW IN WEBLINK.....	2
User Options	2
New Portfolio Review Page\Report	2
New Gain/Loss Page\Report.....	2
General – Number of Items Highlighted for each Page	2
Column Selection	3
Account Search\Look Up	3
File Download	4
Alerts & Messages	6
Posted Transactions	6
WEBLINK TERMINOLOGY AND ICONS	8

What's NEW in WebLink

User Options

A new option, Ticker, is available for the user to choose their preferred site for obtaining stock ticker prices.

Start Page options now include all available pages, excluding Trading and Pension when available.

New Portfolio Review Page\Report

Portfolio Review displays 3 sections on a single page: Account Summary, Holdings, and Transactions. Links bring the user directly to the section selected.

Options available to control the As of Date, Date Range, Group By Options and whether to view your holdings by Trade Date or Settlement Date. You can also choose to display cash as a single combined value or as Income/Principal.

The top summary section includes Asset Allocation, Market Value, Account Summary and Investment Summary. You can now change your view to *Group by* Investment Category, Industry Sector or Security Type.

Asset Allocation displays asset %, based on the Group By selected. This section is suppressed if any balances are negative. You can group by Investment Category, Industry Sector or Security Type.

Market Value displays as a bar graph, based on the Group By selected.

Account Summary displays Investment Segment (Category), Market Value, % of Total and Cost. You can sort this section by Investment Category, Industry Sector or Security Type.

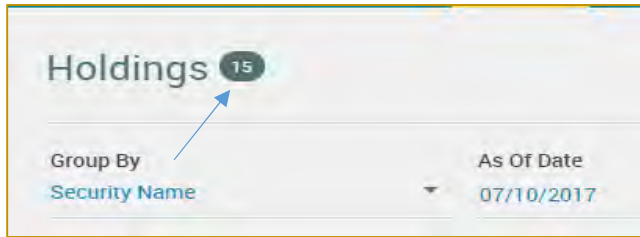
Investment Summary displays Total MV, Total Cost, Gain/Loss, Due to/from Broker, Investment Objective, and Investment Authority.

New Gain/Loss Page\Report

Gain/Loss report available displaying gains and losses for a specified period, defined by the user, sorted by Short Term and Long Term using a trade date basis.

General – Number of Items Highlighted for each Page

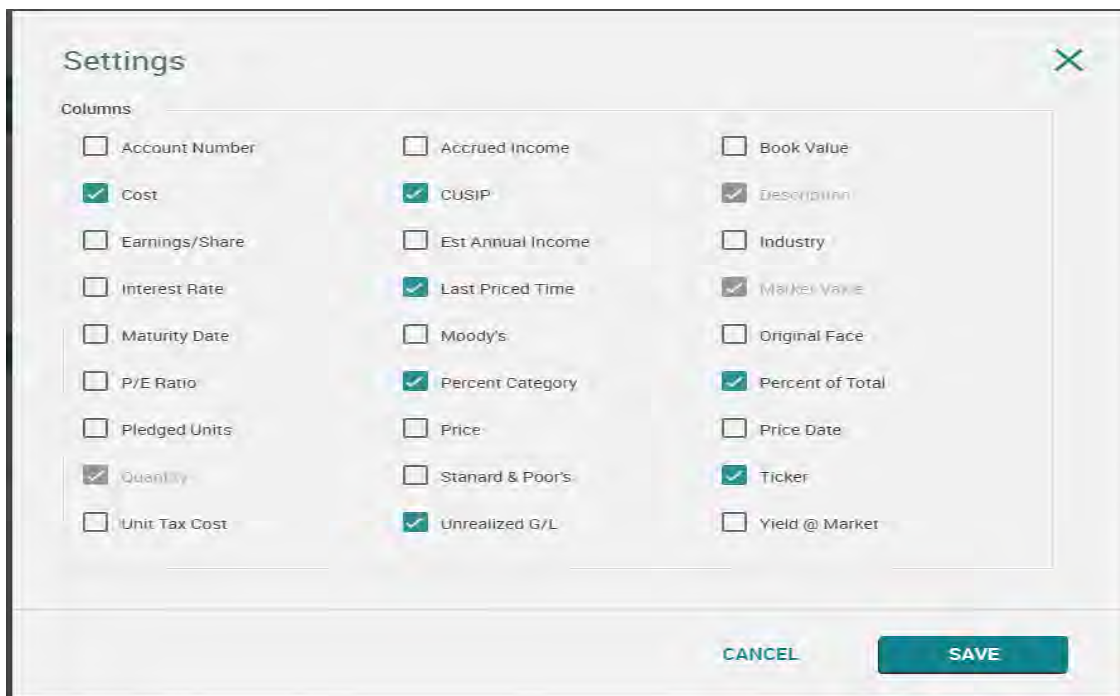
Each report contains an indicator that displays the number of data items for that report.



Column Selection

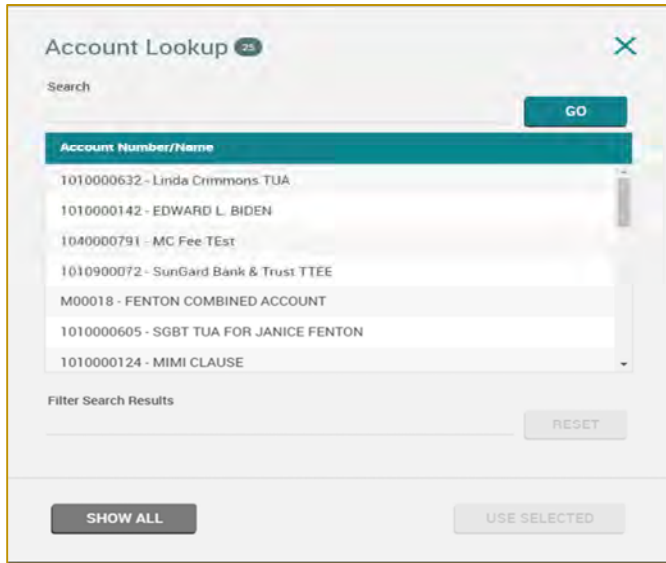
Selecting columns now appear as check boxes, making it easier to add/remove columns in a single step. Some columns are identified as 'mandatory', ensuring a report cannot be blank. These mandatory columns do not apply to File Download. Use the Settings icon to view available columns on a report.

Some reports have been updated to include new columns, and some columns have been renamed.



Account Search\Look Up

The Account Lookup is enhanced to allow "Begins With" search by partial name or number. A "Filter Search Results" is available to filter the results by "Contains" name or number.



File Download

New options are available to include Column headings, Account number and name or Column totals where applicable in the downloaded report.

Some of the column names have been changed and additional items have been added. (See Table below) Previous saved downloads should be reviewed.

DATA TO EXPORT	CURRENT WEBLINK	WEBLINK 3.0
Options	N/A	Gain/Loss
Holdings	Units	Quantity
	Portfolio	% of Portfolio
	S P Rating	S&P Rating
	Tax Cost	Cost
	P E Ratio	Pe Ratio
	N/A	Last Price Time
	N/A	% of Total

What's New in WebLink 3.0

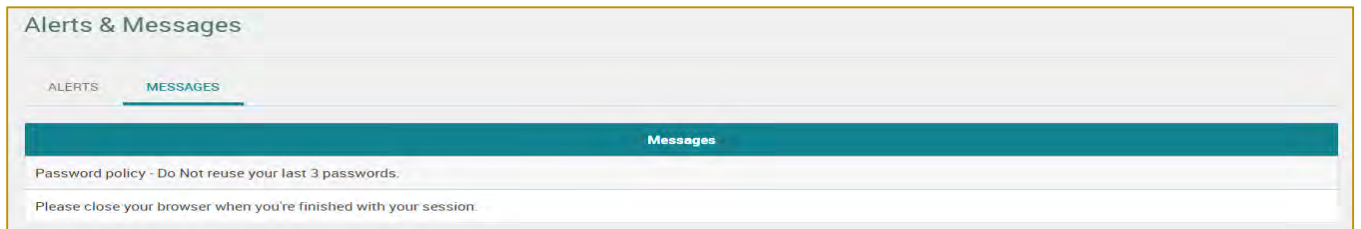
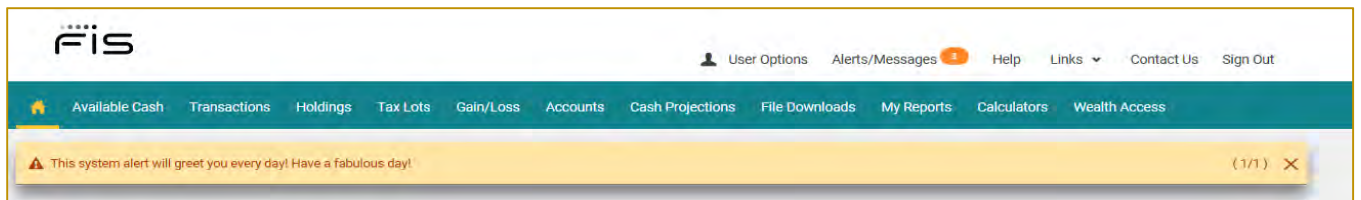
	N/A	% of Category
	N/A	Account Number
	N/A	Interest Rate
Pending Transactions	Master Account	N/A
	Tax Cost	Cost
Posted Transactions	Tax Cost	Cost
	N/A	Disbursement Code Description
	N/A	Accrued Interest
	N/A	How Acquired
	N/A	Covered
	N/A	Original Face
	N/A	Trade Service Fees
Tax Lot Detail	Units	Quantity
	Unit Tax Cost	Unit Cost
	Tax Cost	Cost
	N/A	Tickler
	N/A	Covered
	N/A	How Acquired
	N/A	Original Face
Gain/Loss	N/A	Quantity
	N/A	Security Description
	N/A	Date Acquired
	N/A	Date Sold

What's New in WebLink 3.0

	N/A	Sale Proceeds
	N/A	Investment Cost Basis
	N/A	Gain Loss
	N/A	CUSIP
	N/A	Account Number

Alerts & Messages

You now see Alerts upon Login and receive notification if there are Messages.



Posted Transactions

Transaction Description now displays the first two lines of the transaction (client requested).

Two new Date Range options are now available: Fiscal Year to Date, All Available.

Two new Group By options are now available: Trade Date and Security Name.

When sorting by Transaction Type, Trade Type and Security Name now display totals of each sub-category.

What's New in WebLink 3.0

Posting Date	Transaction Description	Ticker	CUSIP	Cash	Principal Cas...	Income Cash	Cost	Quantity
01/01/2017								
01/02/2017	INTEREST ON 10 UNITS MARICOPA COUNTY AR...		566823JV3	\$0.26	\$0.00	\$0.26	\$0.00	
	TOTAL FOR 01/01/2017			\$0.26	\$0.00	\$0.26	\$0.00	
06/28/2017								
07/03/2017	PURCHASED 2,500 SHS PROCTER & GAMBLE C...	PG	742718109	-\$107,507.00	-\$107,507.00	\$0.00	\$107,507.00	
	TOTAL FOR 06/28/2017			-\$107,507.00	-\$107,507.00	\$0.00	\$107,507.00	
Transactions not requiring a trade date								
07/10/2017	NET FEES FOR THE PERIOD			-\$14,039.11	-\$14,039.11	\$0.00	\$0.00	
	TOTAL FOR Transactions not requiring a trade date			-\$14,039.11	-\$14,039.11	\$0.00	\$0.00	

Posted Transaction Detail now condenses display of codes and related descriptions.

An Advanced Filter is available to search for transactions. You can search by Security (CUSIP, Ticker or Security Name), Trans Codes, Cash, or Units. The values that display as available for search are based on the data returned on the Posted Transaction Report.

Advanced Filters

Filter By Security

- 566823JV3 - MARICOPA COUNTY ARIZONA -
- 742718109 - PROCTER & GAMBLE CO - PG

Cash Amount

Filter By Trans. Codes

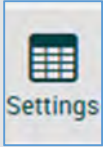



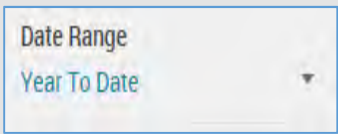
- Code - Desc.
- BUY - BUY
- INTEREST RCVD - INTEREST RCVD
- NET FEE DISB - NET FEE DISB

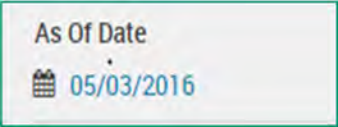

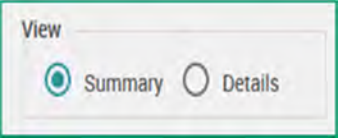

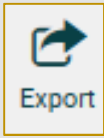
Unit



CANCEL
OK

WebLink Terminology and Icons

As you use the WebLink menu tabs and pages you notice various icons and selection criteria. You can use the following table as a reference for clarification.

Icon or Drop Down	Use	Found In
 <p>Settings</p>	Allows you to add/remove columns on reports where available	Holdings, Transactions, Tax Lots, Gain/Loss, Accounts, Trading, Pension
 <p>Filters</p>	Allows you to use advanced filters on reports where available	Transactions-Posted
	Allows you to group by Posting Date, Transaction Type, Trade Date or Security Name on Transaction reports	Portfolio Review-Transactions, Transactions-Posted
	Allows you to group by Investment Category, Industry Sector or Security Type on reports displaying holdings	Portfolio Review-Holdings, Holdings
	Allows you to choose dates on reports where selection of Date Range is applicable	Portfolio Review-Transactions Transactions-Posted
Date Range From – To	Allows you to choose dates on reports where applicable and where Date Range selection from drop down is 'date	Gain/Loss, Transactions-Posted

Icon or Drop Down	Use	Found In
	range'	
	Allows you to select previous as-of date. You can click on Calendar icon to change date	Portfolio Review – charts, holdings, Holdings, Available Cash, Tax Lots, Accounts
	Allows you to select Trade or Settlement Date	Holdings, Portfolio Review, Available Cash, Tax Lots, Accounts
Days to Project	Allows you to enter value between 1 and 99 to select number of days	Cash Projection
	Allows you select Summary or Details version of report for review	Cash Projection
	Allows you to send the report via E-mail. Only appears if you have permission.	Available on all pages, if your financial institution allows E-mail and you have permission
	<p>Allows you to export the report as displayed on the page to Excel, other delimited or fixed format, or Quick Print PDF</p> <p>Note: Quick Print PDF is a pre-defined report layout</p>	Available on all pages

Icon or Drop Down	Use	Found In
 <p>Print</p>	<p>Allows you to print the report as displayed on the page</p>	<p>Available on all pages</p>
	<p>Allows you to set number of items on each page when paging through reports with multiple pages</p>	<p>At the bottom of each page\report where multiple pages are present</p>